



## Main

Range of product	Harmony XB6
Product or component type	Head for key selector switch
Device short name	ZB6
Bezel material	Plastic
Mounting diameter	0.63 In (16 mm)
Sale per indivisible quantity	1
Shape of signaling unit head	Square
Type of operator	Stay put
Operator profile	Black key switch
Operator position information	3 positions
Type of keylock	Ronis 200
Key withdrawal position	Left-hand and center

## Complementary

CAD overall width	0.71 In (18 mm)
CAD overall height	0.71 In (18 mm)
CAD overall depth	2.17 In (55 mm)

## Environment

Protective treatment	TC
Ambient air temperature for storage	-40...158 °F (-40...70 °C)
Ambient air temperature for operation	-13...158 °F (-25...70 °C)
Electrical shock protection class	Class II IEC 61140
IP degree of protection	IP65 IEC 60529
NEMA degree of protection	NEMA 4 conforming to UL 50
Standards	EN/IEC 60947-1
Product certifications	CSA
Vibration resistance	5 gn 2...500 Hz)IEC 60068-2-6
Shock resistance	50 gn 11 ms) half sine wave acceleration IEC 60068-2-27

## Ordering and shipping details

Category	22459-PUSHBUTTONS, 16MM
Discount Schedule	CS2
GTIN	03389110785180
Package weight(Lbs)	0.05 Lb(US) (0.023 kg)
Returnability	No
Country of origin	ES

## Packing Units

Package 1 Height	0.012 Dm
Package 1 width	0.010 Dm
Package 1 Length	0.020 Dm

## Offer Sustainability

Sustainable offer status	Green Premium product
California proposition 65	WARNING: This product can expose you to chemicals including: Lead and lead compounds, which is known to the State of California to cause cancer and birth defects or other reproductive harm. For more information go to <a href="http://www.P65Warnings.ca.gov">www.P65Warnings.ca.gov</a>
REACH Regulation	<a href="#">REACH Declaration</a>
REACH free of SVHC	Yes
EU RoHS Directive	Pro-active compliance (Product out of EU RoHS legal scope) <a href="#">EU RoHS Declaration</a>
Toxic heavy metal free	Yes
Mercury free	Yes
RoHS exemption information	<a href="#">Yes</a>
China RoHS Regulation	<a href="#">China RoHS Declaration</a>
Environmental Disclosure	<a href="#">Product Environmental Profile</a>
Circularity Profile	<a href="#">End Of Life Information</a>

## Contractual warranty

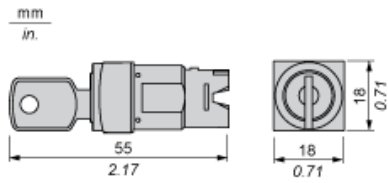
Warranty	18 months
----------	-----------

---

Square Head for Key Switch

---

Dimensions

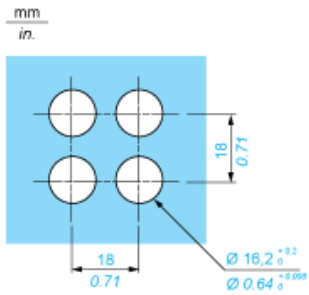


---

Panel Cut-out

---

For Square or Circular Head

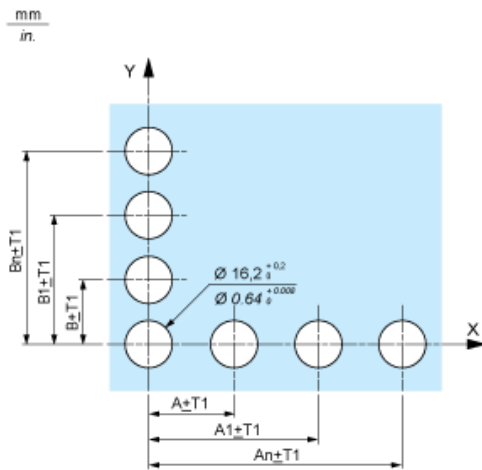


---

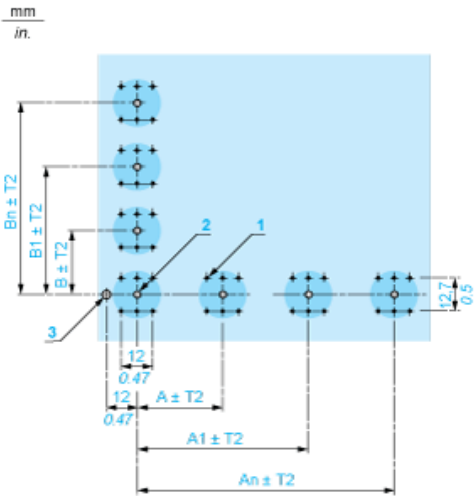
Pushbuttons, Switches and Pilot Lights for Printed Circuit Board Connection

---

Front Panel Cut-out (Viewed from Installer's Side)



## Printed Circuit Board Drillings (Viewed from Electrical Block Side)



A 24 mm/0.94 in. minimum for rectangular heads, 18 mm/0.71 in. minimum for square or circular heads

B 18 mm/0.71 in. minimum

(1) 6 x Ø 1.1 mm / 6 x Ø 0.04 in. holes.

(2) 1 x Ø 2.6<sup>0</sup><sub>-0.2</sub> mm / 1 x Ø 0.10<sup>0</sup><sub>-0.008</sub> in. hole for locating pin, only when using socket adaptor ZB6Y010.

(3) 1 x Ø 3.2<sup>0</sup><sub>-0.2</sub> mm / 1 x Ø 0.13<sup>0</sup><sub>-0.008</sub> in. hole for fixing of printed circuit board onto the front panel using body bracket ZB6Y011. This hole must be drilled

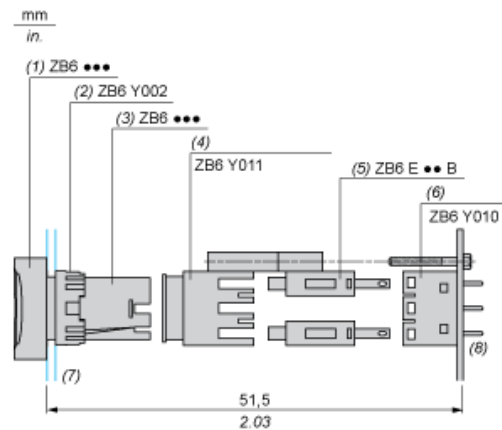
General tolerances of the panel and printed circuit board: T1, T2: T1 + T2 = 0.3 mm/0.01 in. maximum.

Installation precautions:

Thickness of printed circuit board: 1.6 mm/0.06 in. minimum.

## Mounting with Body Bracket

With socket adaptor ZB6Y010



(1) Head

(2) Nut

(3) Body

(4) Body bracket

(5) Contact block

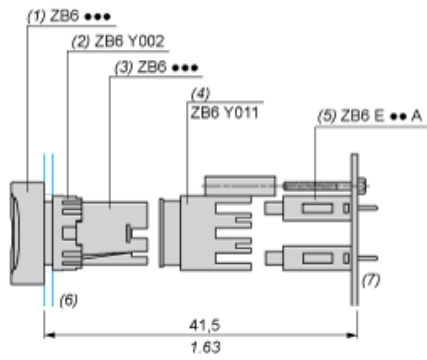
(6) Socket adaptor

(7) Panel

(8) Printed circuit

Direct mounting without socket adaptor ZB6Y010

mm  
in.



- (1) Head
- (2) Nut
- (3) Body
- (4) Body bracket
- (5) Contact block
- (6) Panel
- (7) Printed circuit

Product Life Status : Commercialised